


## Standard Foundations


All our Greenhouses are supplied with our standard corner stakes. Below are two popular methods which can be used to secure your Greenhouse base to the ground.

### Staked into ground



Staked into ground is the quickest and simplest method. It's great if you want to move your Greenhouse in the future, but not suitable if your site is exposed to strong winds.

### Concreted into ground

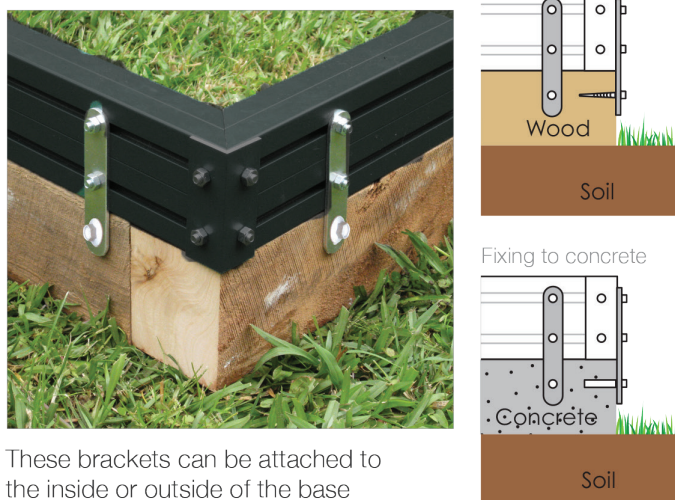


Corner stakes concreted into position requires a little more work, but provides a stronger anchor & better peace of mind knowing it's solidly anchored.

## Additional Mounting Options

If you are in a windy or exposed area we recommend you consider attaching the Greenhouse to either a concrete or timber footing using one of our foundation mounting kits. There are two different styles to choose from, and they can be attached to the inside or outside of the base. They are designed to be fitted at intervals around the perimeter of the base providing multiple fixing points and offering the best and most secure method for securing your Greenhouse in position.

### Flush Mounting Kit



These brackets can be attached to the inside or outside of the base

### Surface Mounting Kit



These brackets can be attached to the inside or outside of the base